

**BUILDING FOR SALE**  
4,888 SF - 23,673 SF  
**SUITES FOR LEASE**

**370 W. Passaic Street**  
**Rochelle Park, New Jersey**



*Office*  
**Professional**

## *Property Features*

- Total Building Size: 26,702 SF
- Space Available:  
*Second Floor: 4,888 SF & 5,329 SF*  
*Contiguous for entire second floor occupancy*  
*Third Floor: 13,456 SF*  
*Balcony access and use*
- Lot Size: .98 Acres
- Three (3) floors
- Parking: Ample
- Easy access to the Garden State Parkway

**INQUIRE FOR PRICE DETAILS**

### *For more information*





**Darren M. Lizzack, MSRE**  
Vice President

201 488 5800 x104 • [dlizzack@naihanson.com](mailto:dlizzack@naihanson.com)

**Randy Horning, MSRE**  
Vice President

201 488 5800 x123 • [rhorning@naihanson.com](mailto:rhorning@naihanson.com)

**NAI James E. Hanson**  
COMMERCIAL REAL ESTATE SERVICES, WORLDWIDE

FOLLOW US!      | NJ Offices: Teterboro | Parsippany | [naihanson.com](http://naihanson.com) | [Member of NAI Global with 300+ Offices Worldwide](#)

#### **SERVICES OFFERED**

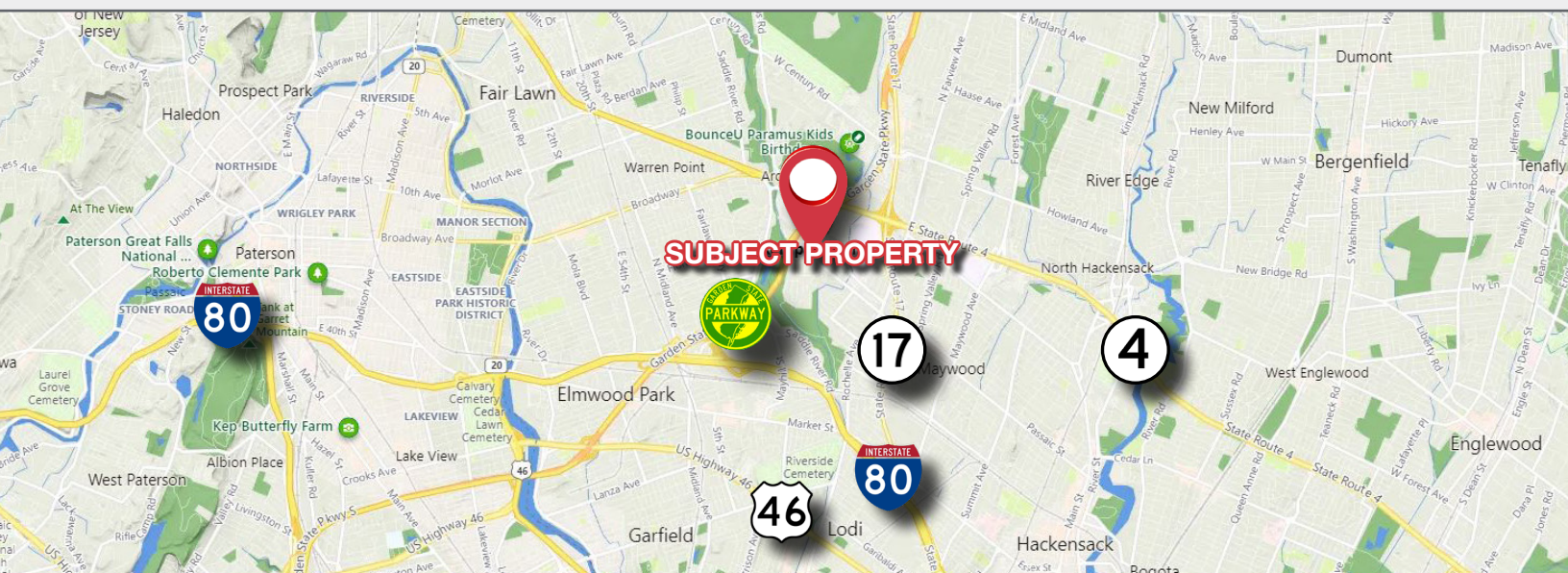
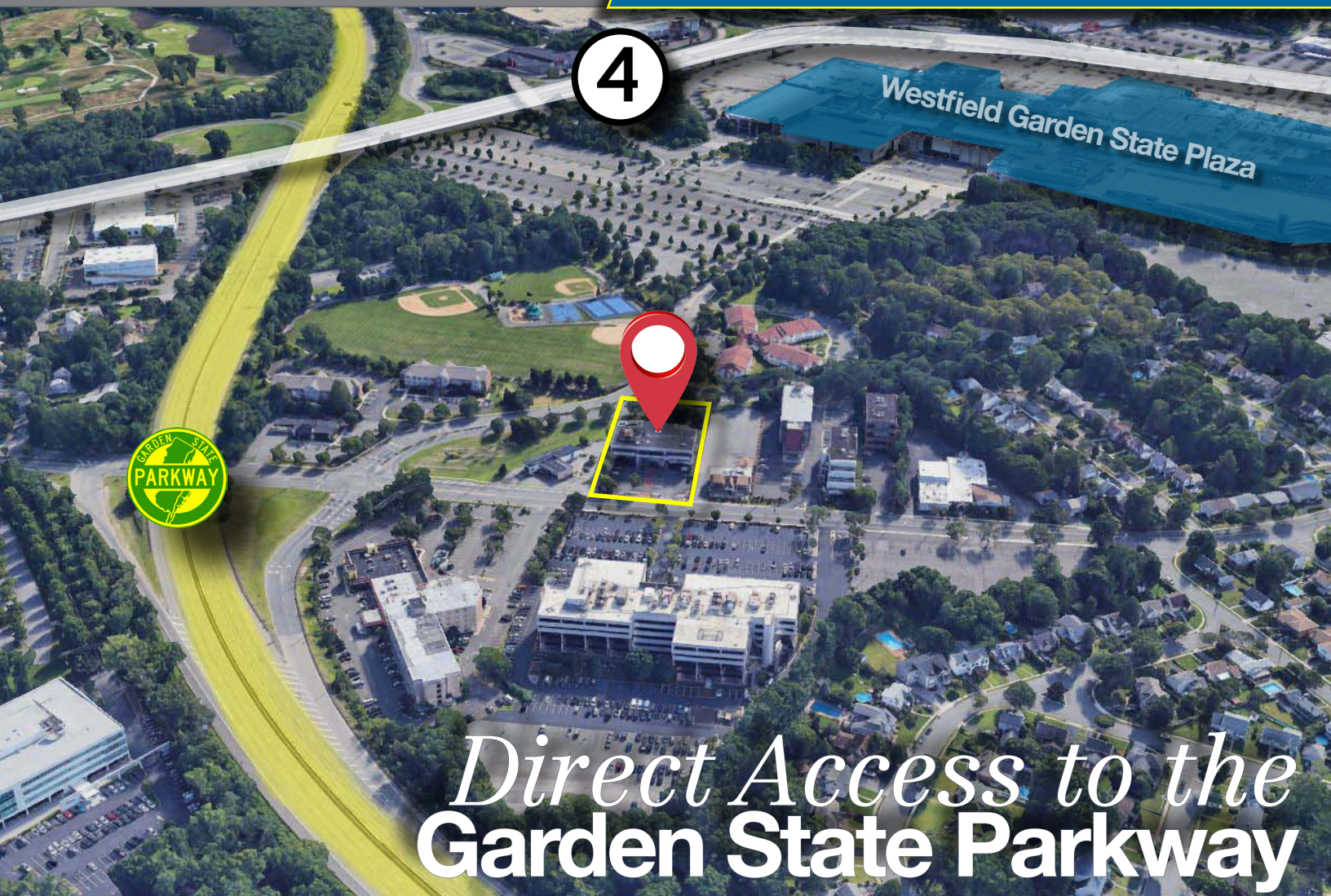
Brokerage • Property Management • Corporate Services • Financing • Logistics • Government Services • Healthcare • Tenant Representation • Cold Storage • Investment Services

The information contained herein has been obtained from sources considered to be reliable, but no guarantee of its accuracy is made by NAI James E. Hanson



# AERIAL & HIGHWAY MAP

370 W. Passaic Street  
Rochelle Park, New Jersey





# PROPERTY PHOTOS



## 370 W. Passaic Street Rochelle Park, New Jersey





# PROPERTY PHOTOS

370 W. Passaic Street  
Rochelle Park, New Jersey





# PROPERTY PHOTOS

## 370 W. Passaic Street Rochelle Park, New Jersey

