

BUILDING FOR SALE
4,888 SF - 23,673 SF
SUITES FOR LEASE

370 W. Passaic Street
Rochelle Park, New Jersey



INQUIRE FOR PRICE DETAILS

Property Features

- Total Building Size: 26,702 SF
- Space Available:
 - Second Floor: 4,888 SF & 5,329 SF
Contiguous for entire second floor occupancy
 - Third Floor: 13,456 SF
Balcony access and use
- Lot Size: .98 Acres
- Three (3) floors
- Parking: Ample
- Easy access to the Garden State Parkway

 For *more information*



TEAM LIZZACK-HORNING

Darren M. Lizzack, MSRE
Vice President

201 488 5800 x104
dlizzack@naihanson.com

Randy Horning, MSRE
Vice President

201 488 5800 x123
rhorning@naihanson.com

NAI James E. Hanson
COMMERCIAL REAL ESTATE SERVICES. WORLDWIDE

FOLLOW US!      | NJ Offices: Teterboro | Parsippany | naihanson.com | Member of NAI Global with 325+ Offices Worldwide

SERVICES OFFERED

Brokerage • Property Management • Corporate Services • Financing • Logistics • Government Services • Healthcare • Tenant Representation • Cold Storage • Investment Services

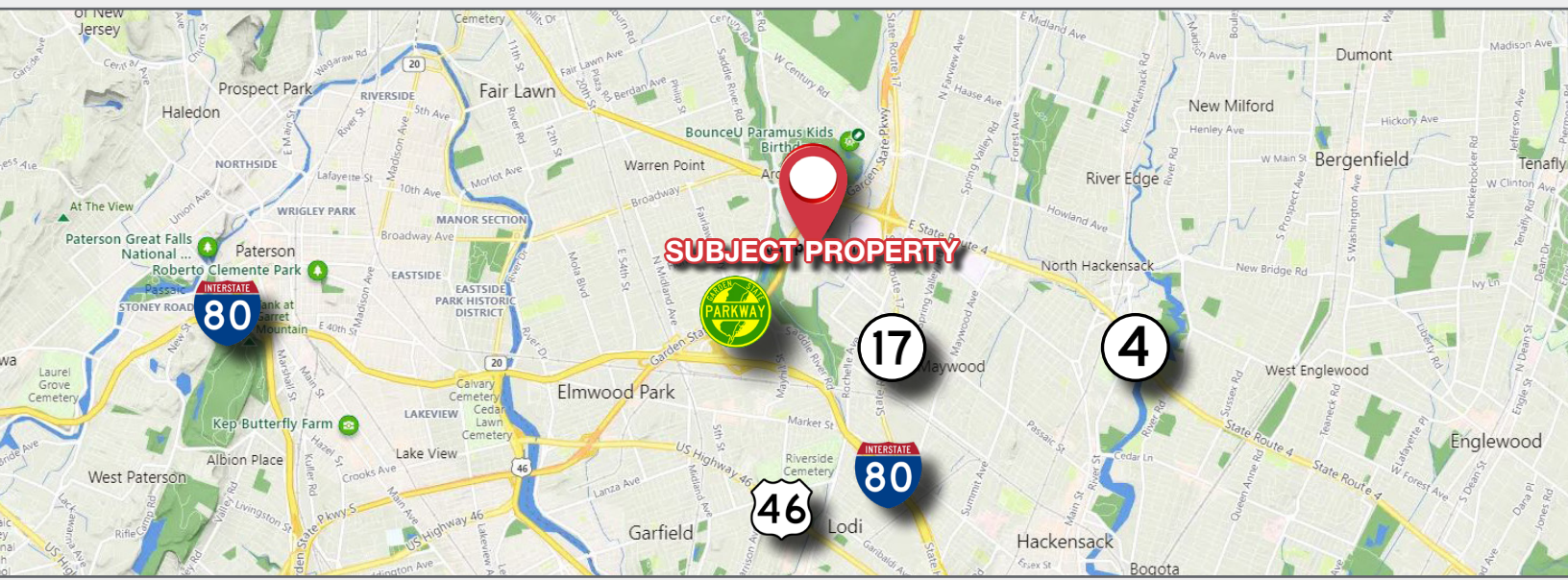
The information contained herein has been obtained from sources considered to be reliable, but no guarantee of its accuracy is made by NAI James E. Hanson

AERIAL & HIGHWAY MAP

370 W. Passaic Street Rochelle Park, New Jersey



Direct Access to the Garden State Parkway





PROPERTY PHOTOS

370 W. Passaic Street Rochelle Park, New Jersey



PROPERTY PHOTOS

370 W. Passaic Street Rochelle Park, New Jersey



PROPERTY PHOTOS

370 W. Passaic Street Rochelle Park, New Jersey

